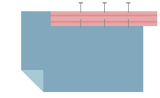


## ¿CÓMO COSER SESGO?

De : Perles & Co



0 minutos



1. Fold the red strip over the top edge of the blue fabric.



2. Fold the top edge of the blue fabric over the red strip.



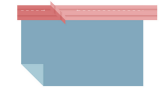
3. Fold the red strip over the top edge of the blue fabric again.



4. Fold the red strip over the top edge of the blue fabric again, creating a double fold.



5. Fold the red strip over the top edge of the blue fabric again, creating a double fold.



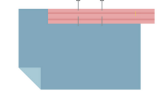
6. Fold the red strip over the top edge of the blue fabric again, creating a double fold.



7. Fold the red strip over the top edge of the blue fabric again, creating a double fold.



8. Fold the red strip over the top edge of the blue fabric again, creating a double fold.



9. Fold the red strip over the top edge of the blue fabric again, creating a double fold.



10. Fold the red strip over the top edge of the blue fabric again, creating a double fold.



11. Fold the red strip over the top edge of the blue fabric again, creating a double fold.



12. Fold the red strip over the top edge of the blue fabric again, creating a double fold.



13. Fold the red strip over the top edge of the blue fabric again, creating a double fold.



14. Fold the red strip over the top edge of the blue fabric again, creating a double fold.

## Resultado